




1 Report Details

Supplied on	19 March 2019
Subject Reported on	HOLLANDSE HARDHOUTBEDRIJVEN B.V. --VOORBEELDRAPPORT-- INDUSTRIEWEG ZWOLLE 8031EC
VAT Number	NL004753975B01
Client Reference	LSS Demo

2 Dashboard





3 Company Identification Details

Subject	HOLLANDSE HARDHOUTBEDRIJVEN B.V. --VOORBEELDRAPPORT--
VAT Number	NL004753975B01
Unique Company Number	533885
Chamber Of Commerce	051111110000 (Chamber of Commerce - Oost Nederland)
Address	INDUSTRIEWEG 24, 8031EC ZWOLLE, NL,
Telephone	+31205679750
Email	service@hollandhout.nl
Web Address	www.hollandhout.nl

4 Creditline Recommendations

Maximum Credit Guide	EUR 1,500,000
Current Rating	4
Current Risk Category	 LOW NORMAL RISK

Note The rating system ranges from 1, indicating a high risk to 5, the lowest risk. A rating of 8 indicates an unclassified risk (risk unknown) which is also applied to entities that do not file financials for public inspection. A rating of 9 for can relate to Bankruptcy, Debt Collections, Court Judgements and other Negative information. (In the case of a 9 please see the report for further information). The amount advised is a recommended maximum credit exposure at any one time.

5 Summary Details

Liquidity	Good
Financial Situation	Good
Payment Trend	Good
Issued Capital	EUR 226,890
Nominal Capital	EUR 680,670

Summary Year	//2018	Conversion	Conversion	Conversion	Conversion	Conversion
Summary Year Format	(ddmmccyy)	To	To	To	To	To
Currency	EUR	CNY	EUR	GBP	JPY	USD
Sales	15 990 000	125 922 856	N/A	14 303 535	2 012 341 497	18 308 553
Total Equity	3 213 750	25 308 604	N/A	2 874 796	404 450 437	3 679 744



Summary Year	//2018	Conversion	Conversion	Conversion	Conversion	Conversion
Summary Year Format	(ddmmccyy)	To	To	To	To	To
Currency	EUR	CNY	EUR	GBP	JPY	USD
Maximum Credit Guide	1500000	11 812 651	N/A	1 341 795	188 775 000	1 717 500

▼ Exchange Rates

Currency	EUR	CNY	EUR	GBP	JPY	USD
1 EUR	1	7.8751	N/A	0.8945	125.8483	1.145
Inverse	1	0.127	N/A	1.1179	0.0079	0.8734

Note Conversion and rates for indication purpose only, the above currency rates relate to 28/01/2019

6 Payment Behaviour

▼ General Payment Information

Period	Debtor Days	Creditor Days	Liquidity Assessment	Payment Qualification
Current	N/A	N/A	Good - Quite sufficient	Good - According to conditions

▼ General Payment By Amount

Value	Percentage Within Terms	to 30 Days	31 to 60 Days	61 to 90 Days	90 Days
EUR 50000	100	0	0	0	0
EUR 20000 to EUR 50000	0	0	0	0	0
EUR 10000 to EUR 20000	96	2	2	0	0
EUR 2000 to EUR 10000	68	29	0	3	0
EUR 500 to EUR 2000	68	21	8	2	1
to EUR 500	76	2	22	0	0

▼ General Payment By Period



Period	Percentage Within Terms	to 30 Days	31 to 60 Days	61 to 90 Days	90 Days
-	83	16	0	2	0
-	85	12	3	0	0
-	92	6	1	1	0
-	95	4	1	1	0

7 Official Company Data

Legal Form

Private limited company

Latest Accounts Date

31/12/2018 (ddmccyy)

Incorporation Date

01/01/1975 (ddmccyy)



Subject Status



TRADING

▼ History

Event 1

Date 19930801. General Company Acquisition. The subject company acquired another company. Information - Subject company continues a part of the activities of bankrupt company to HOUTIMPORT NEDERLAND BV.

Event 2

Date 20050101. General Company Acquisition. The subject company acquired another company. Information - Subject company continues the activities of to MOMA B.V..

8 Operations

Nace Code

4673 (Wholesale of wood and board)

Staff Employed



**▼ Names**

Trade HOLLAND HOUT, ZWOLSE HARDHOUTSPECIALIST

▼ Countries

Import CR, FI, ID, MY, US
Export BE, DE, IT

▼ Bankers

Bank ING Bank NV
Address ZWOLLE

▼ Auditors

Name PRICEWATERHOUSECOOPERS N.V.

▼ Branches**Summary**

Branch 1 28 DE KOUMEN HOENSBROEK 6433KD

Branch 2 124 SPUI 'S-GRAVENHAGE 2511BT

▼ Subsidiaries**Summary**

Subsidiaries 1 JANSEN & DE VRIES COMMISSIONAIRS BV (A COMPANY INCORPORATED IN NL)

9 Known Directors

▼ Commissioner

Name TJP MENS
Service Address LIJNDRAAIER, HOORN NH, 1625ZK
Country of Origin WOGNUM




▼ Commissioner

Key Dates

Date of Birth 19/02/1943 (ddmccyy)

Date of Appointment 01/12/1995 (ddmccyy)



▼ Managing director

Name

EN MOLENBERG

Service Address

LAAT, ALKMAAR, 1811EJ


Country of Origin

PURMEREND

Key Dates

Date of Birth 26/03/1966 (ddmccyy)

Date of Appointment 11/11/1995 (ddmccyy)



▼ Proxy

Name

PAM RIJVERS

Service Address

RUSTENBURGH, DIEMEN, 1111VE


Country of Origin

ZWOLLE

Key Dates

Date of Birth 16/10/1961 (ddmccyy)

Date of Appointment 01/12/1994 (ddmccyy)



Other Directorships

(1) HOUT HOLDING N.V.

▼ Proxy

Name

MBOBA ESSAADI

Service Address

Key Dates

Date of Birth 04/12/1964 (ddmccyy)

Date of Appointment 02/07/2012 (ddmccyy)

**▼ Proxy****▼ Proxy****Name**

NM ADAMS

Service Address

BUSKEN HUETHOVE, ZOETERMEER, 2717XK

Key Dates

Date of Birth 11/01/1967 (ddmccyy)

Date of Appointment 01/06/1999 (ddmccyy)

**Other Directorships**

(1) HOUT HOLDING N.V.

▼ Proxy**Name**

H TAEB

Service Address**Country of Origin**

TEHERAN

Key Dates

Date of Birth 01/04/1963 (ddmccyy)

Date of Appointment 27/02/2018 (ddmccyy)

**Other Directorships**

(1) HOUT HOLDING N.V.

▼ Proxy**Name**

B GREVEL

Service Address

DE RUIJTERKADE, AMSTERDAM, 1013AA

Country of Origin

HAARLEM

Key Dates

Date of Birth 05/05/1939 (ddmccyy)

Date of Appointment 02/07/2012 (ddmccyy)

**▼ Proxy**

Other Directorships

(1) HOUT HOLDING N.V.

▼ Proxy

Name

M RUTTE

Service Address

Country of Origin

Key Dates

DEN HAAG

Date of Birth 14/02/1967 (ddmccyy)

Date of Appointment 02/07/2012 (ddmccyy)

**10 Share Capital****Nominal Capital**

680,670

Issued Capital

EUR 226,890

Shareholder

HOUT HOLDING N.V. (INDUSTRIEWEG, 8031EC, ZWOLLE, NL)

National1

1038222

Percentage Of Shares

96.00 %

Shareholder

HOUT HOLDING N.V. (INDUSTRIEWEG, 8031EC, ZWOLLE, NL)

National1

1038222

Percentage Of Shares

66.00 %

Shareholder

PAM RIJVERS

Percentage Of Shares

2.00 %

Shareholder

TJP MENS

Percentage Of Shares

2.00 %

Shareholder

VAN NM ADAMS

Percentage Of Shares

15.00 %

Shareholder

PAM RIJVERS

Percentage Of Shares

34.00 %



Holding Company	HOUT HOLDING N.V. (A COMPANY INCORPORATED IN NL)
National1	1038222
Ultimate Parent	HOUT HOLDING N.V. (A COMPANY INCORPORATED IN NL)
National1	1038222

11 Public Record Information

Protest and Non-Payments

Non-Payments A search of our payment default database proved negative.

12 General Information

Product Names - HOUTLAND. PARKET.

13 Financial Data – Statutory Accounts

▼ Profit and Loss

Note The following figures are shown in units of 1

Number of Weeks		31/12/2018	31/12/2017	31/12/2016	31/12/2015	31/12/2014
Accounts Date		(ddmmccyy)	(ddmmccyy)	(ddmmccyy)	(ddmmccyy)	(ddmmccyy)
Accounts Date Format						
Currency		EUR	EUR	EUR	EUR	EUR
NET SALES	33.4 % ▲	15 990 000	11 990 000	10 880 000	13 500 000	11 790 360
OPERATING RESULT	156.3 % ▲	4 919 500	1 919 500	1 378 000	405 000	(899 640)
Financial Charges			45 000	72 000		
Financial Income	(33.1) % ▼	40 111	60 000			
Results Of Ordinary Operations	156.4 % ▲	4 959 611	1 934 500	1 306 000	(75 000)	(1 100 640)
NET INCOME(LOSS) OF THE YEAR	6217 % ▲	5 053 611	80 000	30 000	(80 000)	(977 140)

▼ Balance Sheet

Note The following figures are shown in units of 1



Number of Weeks						
Accounts Date		31/12/2018	31/12/2017	31/12/2016	31/12/2015	31/12/2014
Accounts Date Format		(ddmmccyy)	(ddmmccyy)	(ddmmccyy)	(ddmmccyy)	(ddmmccyy)
Currency		EUR	EUR	EUR	EUR	EUR
TOTAL FIXED ASSETS	23.9 %▲	2 330 000	1 880 000	2 051 000	2 823 300	3 044 800
Tangible Assets	49.2 %▲	455 000	305 000	821 000	2 321 000	2 744 050
Total Financial Assets	19 %▲	1 875 000	1 575 000	1 230 000	502 300	300 750
TOTAL CURRENT ASSETS	23.2 %▲	8 782 111	7 128 500	7 943 050	8 319 200	8 789 400
Stock and Work in Progress	(3.2) %▼	2 980 500	3 080 500	3 720 100	4 533 500	3 988 000
Total Receivables	51.3 %▲	4 976 611	3 290 000	4 072 900	2 805 600	3 950 800
Cash Bank Securities	8.8 %▲	825 000	758 000	150 050	980 100	850 600
TOTAL ASSETS	23.4 %▲	11 112 111	9 008 500	9 994 050	11 142 500	11 834 200
TOTAL CURRENT LIABILITIES	0 %▲	6 395 750	6 395 750	3 126 050	6 100 000	7 924 015
Short Term Liabilities	0 %▲	4 390 750	4 390 750	573 950	3 800 000	4 366 015
Provisions	0 %▲	2 005 000	2 005 000	2 552 100	2 300 000	3 558 000
TOTAL LONG TERM LIABS	(6.1) %▼	1 502 611	1 600 000	6 080 000	4 209 800	3 510 020
TOTAL LIABILITIES	23.4 %▲	11 112 111	9 008 500	9 994 050	11 142 500	11 834 200
TOTAL EQUITY	217.3 %▲	3 213 750	1 012 750	788 000	832 700	400 165

▼ Key Credit Ratios

Note The following figures are shown as Ratios or Percentages

Number of Weeks						
Accounts Date		31/12/2018	31/12/2017	31/12/2016	31/12/2015	31/12/2014
Accounts Date Format		(ddmmccyy)	(ddmmccyy)	(ddmmccyy)	(ddmmccyy)	(ddmmccyy)
Quick Ratio		1.3	0.9	7.4	1	1.1
Current Ratio		2	1.6	13.8	2.2	2

▼ Local Group Format Accounts



▼ Profit and Loss (Local Group)

Note The following figures are shown in units of 1

Number of Weeks			
Accounts Date		31/12/2018	
Accounts Date Format		(ddmccyy)	
Currency		EUR	
TOTAL OPERATING INCOME		15 990 000	
Net turnover		15 990 000	
Total operating expenses		11 070 500	
Total financial income		40 111	
Taxation on the result of ordinary activities		(61 000)	
Minority interest		33 000	

▼ Local Group Format Accounts

▼ Balance Sheet (Local Group)

Note The following figures are shown in units of 1

Number of Weeks			
Accounts Date		31/12/2018	
Accounts Date Format		(ddmccyy)	
Currency		EUR	
TOTAL ASSETS		11 112 111	
Total fixed assets		2 330 000	
Tangible fixed assets		455 000	
Financial fixed assets		1 875 000	
Total current assets		8 782 111	
Inventories		2 980 500	
Receivables		4 511 000	

**Note** Balance Sheet (Local Group) (continued...)

Trade debtors		465 611	
Cash		825 000	
TOTAL LIABILITIES		11 112 111	
Shareholders' equity		3 213 750	
Shareholders' equity		3 213 750	
Provisions		2 005 000	
Provisions		2 005 000	
Long-term debts		1 502 611	
Long-term debts		1 502 611	
Current liabilities		4 390 750	
Current liabilities		4 390 750	



▼ Financial Graphs



Click to Activate Graph...



14 Country Risk

▼ Netherlands



Strengths

- (1) Port operations (Rotterdam, leading European port)
- (2) Diversified exports and external accounts in surplus
- (3) High quality infrastructure
- (4) Good competitiveness indicators
- (5) High levels of household savings: net financial assets = 200 percent of GDP

Weaknesses

- (1) Economy reliant on European economic cycle
- (2) Households and banks reliant on property market
- (3) Concentration of wealth in housing and pension funds; lack of liquidity
- (4) Ageing population, high cost of healthcare
- (5) Exposure to UK; Brexit related risks
- (6) High taxation of labour

▼ Main Economic Indicators

Year		2018	2017	2016	2015
Status		Forecast	Forecast	Verified	Verified
Economic Growth %	(16.1) % ▼	2.6	3.1	2.2	2.3
Current Account Balance %GDP	0 % ▲	10	10	8.5	8.6


Note Country Risk Data has been sourced from Coface. ("www.coface.com") with kind permission.




15 Customer Support


▼ Contact Information


Customer Services

 +44 (0) 20 8515 1480

 international@graydon.co.uk

Technical Support

 +44 (0) 20 8515 1450

 technicalhelpdesk@graydon.co.uk

Please quote us your customer number **010704** when placing a query or asking for support on your report for 'HOLLANDSE HARDHOUTBEDRIJVEN B.V. --VOORBEELDRAPPORT--' - ''.

The Credit Information Report supplied may in whole or part represent be compiled from or contain advice or opinions based on information and/or data supplied to Graydon by Third Party Suppliers the accuracy or completeness of which Graydon is unable to verify in every case. Whilst Graydon will use its reasonable endeavours to ensure that such information and/or data is accurate and complete Graydon does not warrant the accuracy or completeness of any information and/or data provided to the Client or the validity of any advice or opinion contained therein and will accept no liability for any error therein or omission there from.

   **End of Report**  